

Quick Guide for Downloading the Elementary Report Cards

How to download a pdf copy of my child's report card

IRVINE UNIFIED SCHOOL DISTRICT

October 26, 2010

How to download an elementary report card

A brief user guide for parents of elementary school students

This document assumes you already have a parent account established and your students are attached.

Use of the parent portal always begins at the login page : <https://my.iusd.org/>



[How to use MY.IUSD.ORG](#) Requires FREE [Adobe Reader](#)

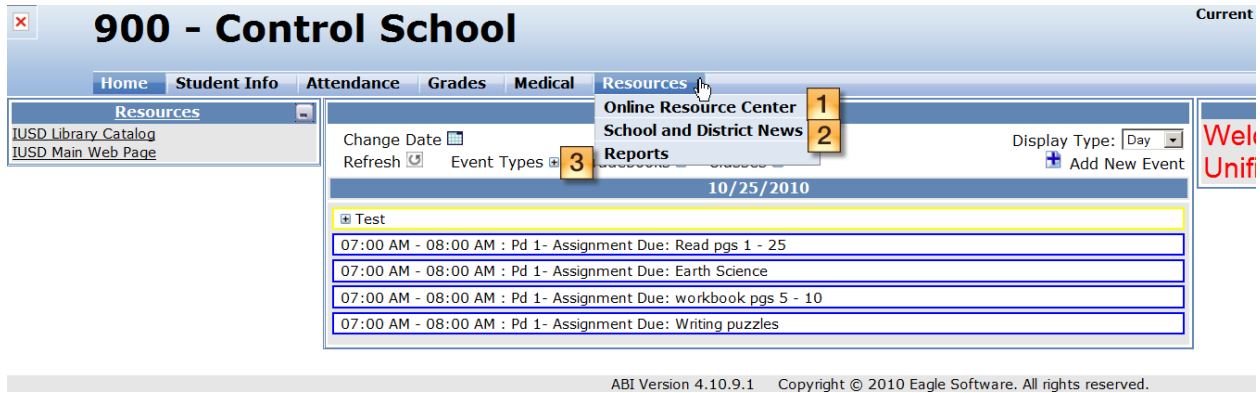
For assistance with MyIUSD.org please email MyIUSDFeedback@iusd.org

Funded in part by



Key in your email address and password. Click on "Log In".

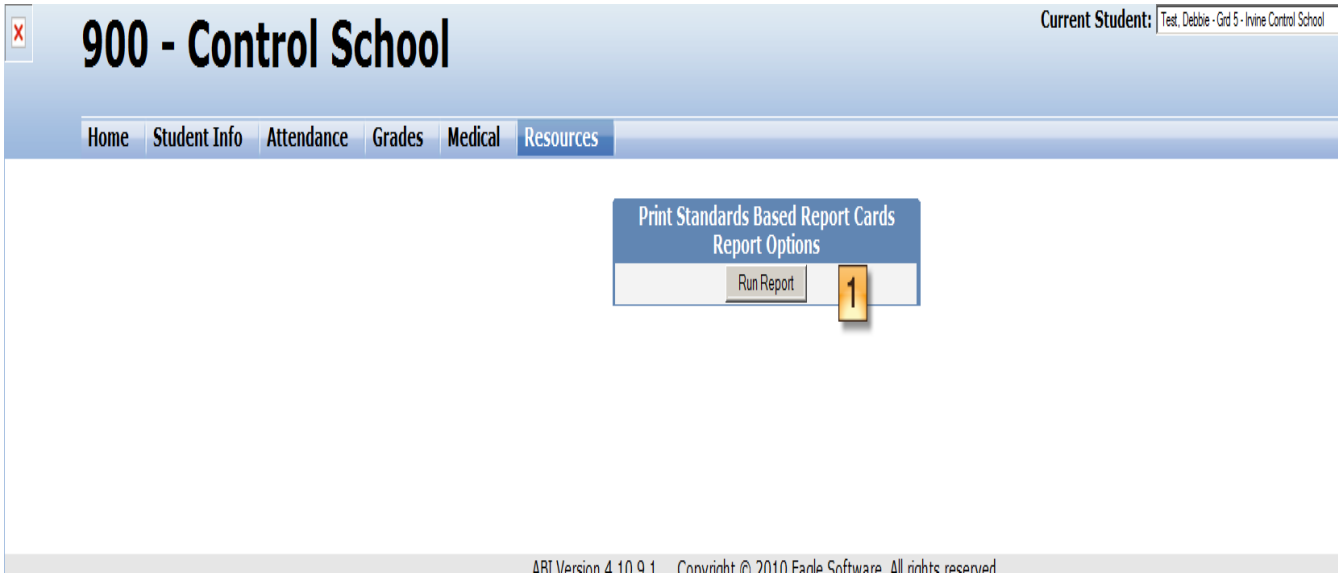
Once you have logged in to the portal, please go to the tab Resources as seen in the screen shot below. You want to select number 3 which is "Reports"



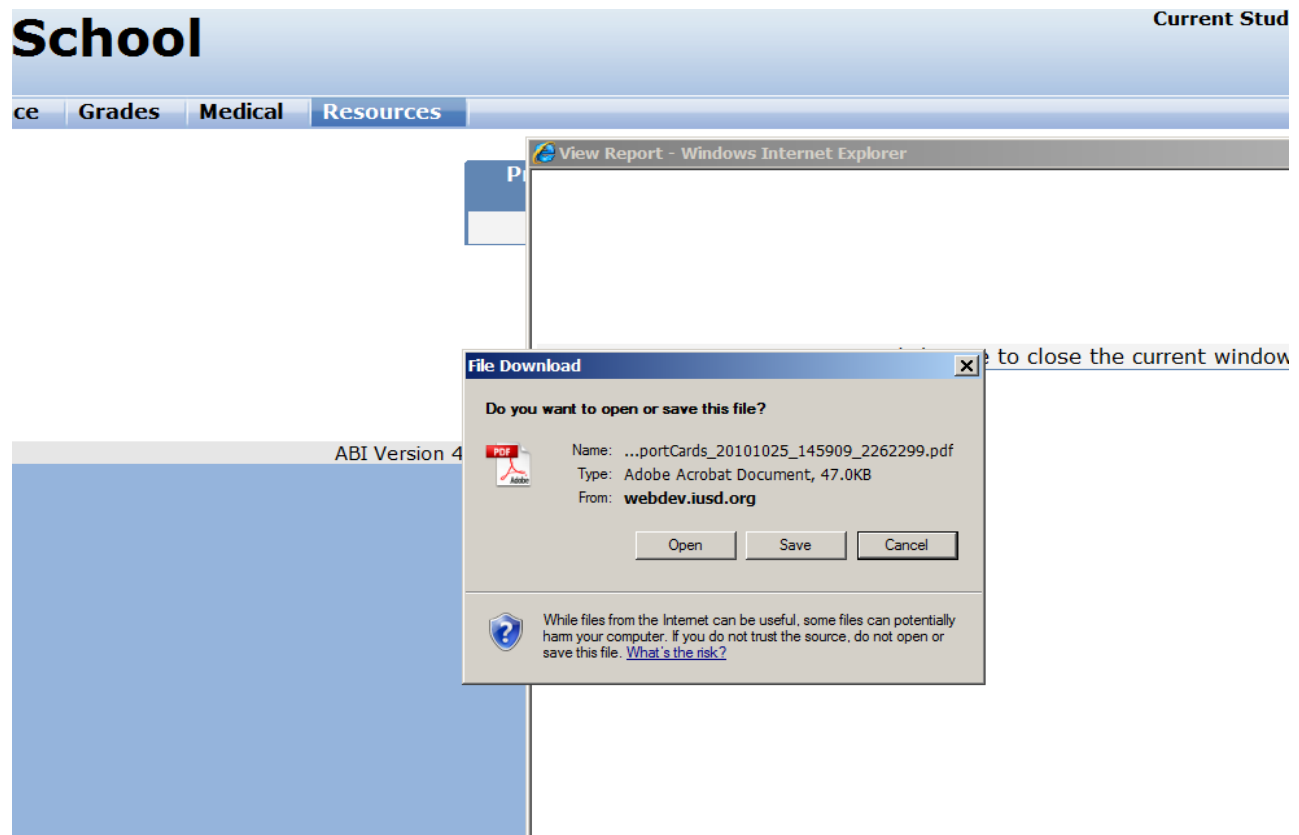
Once you have clicked on the Reports sub-tab, you will see the link as shown below. You want to click on the Standards Based Report Card link. You must have your pop-up blocker turned off. You will then see the screen below:



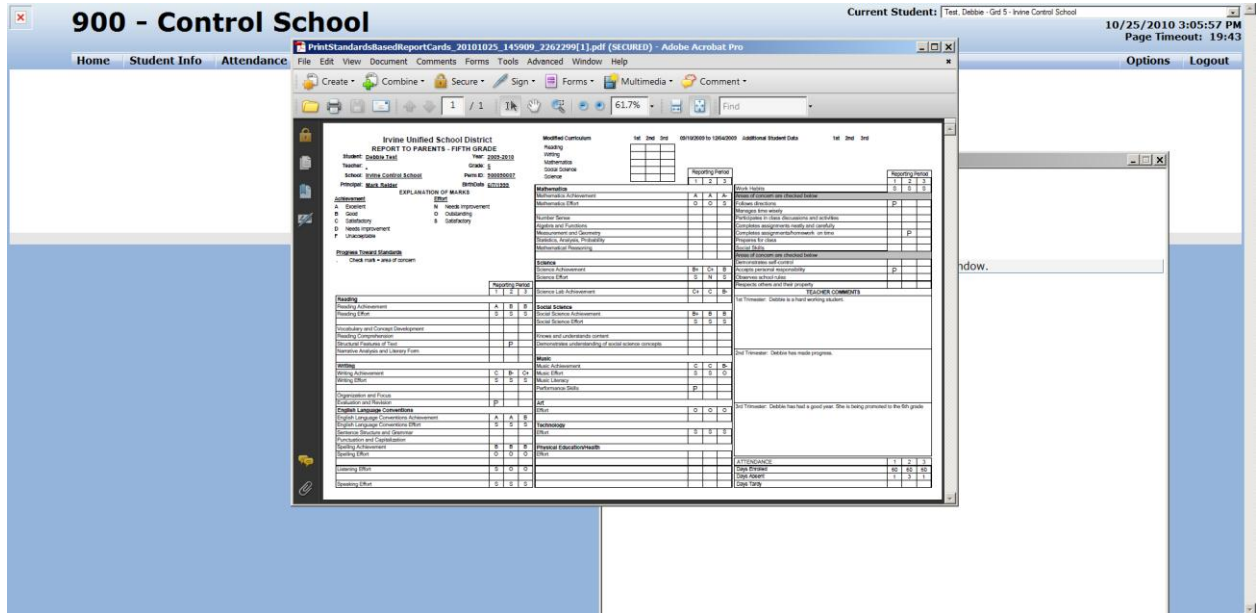
If you click on the Standards Based Report Card link (shown as number 1 above), you will see a screen which will allow you to print the report card. An example of the screen is show below.



Click on the button "Run Report" (shown as number 1 in the screen shot above). You will then get a popup to open and/or save the report card as seen in the example below.



This will allow you to open the report card and/or save it to your computer. The finished product looks identical to a report card printed by the school. The school prints these on legal size paper but they can be printed on letter size although with smaller text. You can make that determination !



This link will only work once report cards have been released by the school. You will be notified by email once the report cards are available.